


 <b>UNITED STATES POSTAL SERVICE®</b>	
	<b>NO POSTAGE NECESSARY IF MAILED IN THE UNITED STATES</b>
<b>USPS GROUND ADVANTAGE™ RETURN</b>	
DAVID FAERBER 1528 COMMERCE DR 202 SARATOGA SPRINGS UT 84045	
<div style="border: 1px solid black; padding: 5px; display: inline-block;">R071</div>	
THE DENTIST'S CHOICE 1602 W BETHANY HILLS COVE BLUFFDALE UT 84065-5233	
<b>USPS TRACKING NUMBER</b>	
	
<b>9202 0903 3039 8500 0002 54</b>	
<div style="display: flex; justify-content: space-between;"> <div>           Scan for Free Package Pickup or to Find a Post Office         </div>  </div>	

## Merchant Instructions

Cut On Dotted Line

## Online e-Label Record

### USPS Tracking Number:

**9202 0903 3039 8500 0002 54**

USPS Ground Advantage™ Lightweight  
Return

Print Date: 9/22/2023

### From:

DAVID FAERBER  
1528 COMMERCE DR 202  
SARATOGA SPRINGS UT 84045

### To:

THE DENTIST'S CHOICE  
1602 W BETHANY HILLS COVE  
BLUFFDALE UT 84065-5233



## QR Code Instructions

Scan QR Code to Request Free Package Pickup  
or to Find a Post Office to drop off Packages

1. Center the label onto the largest side of the package so that the label information does not wrap around any edge.
2. If not using a self-adhesive label, tape or glue shipping label to the package. **DO NOT TAPE OVER BARCODE.** Be sure all label edges are secured.
3. **DO NOT PHOTOCOPY.** Each shipping label number is unique to the intended shipment and can be used only once. If needed, contact merchant for replacement label.
4. If reusing box or container, remove, cover, or mark out completely any other barcode and address markings.
5. Mail the parcel at a Post Office, drop it in a collection box, leave it with a letter carrier or schedule a free carrier pickup at [usps.com](https://usps.com)



**UNITED STATES  
POSTAL SERVICE**

**Thank you for shipping with the United States Postal Service!**

**Check the status of your shipment on the Track & Confirm page at [www.usps.com](https://www.usps.com)**